

**M**odern construction using higher levels of thermal insulation requires increased levels of ventilation within the building fabric to prevent the build-up of moisture and condensation.

## UNDERFLOOR & CAVITY WALL VENTS

The increase in U-value requirements to 0.25 W/m<sup>2</sup>K for both floors walls in the revised Building Regulations Part L has heightened the importance of ventilation.

With the increasing awareness of hazardous subsoil gases such as radon and methane, the need for underfloor ventilation has become even more apparent.

Glidevale's range of underfloor and cavity wall ventilation is at the core of an unrivalled capability. Glidevale also offer the widest range of slate tile and ridge, eaves, valley and abutment ventilation solutions to compliment the underfloor and cavity wall ventilation range for both new build and refurbishment projects. Glidevale is the 'one stop shop' for ventilation solutions.

### Other products


Glidevale Abutment Ventilation.

Glidevale loft access traps/ladder.


Glidevale Sunscope tubular rooflights.

Z-Led cavity trays

Z-Led ground floor and gas protection



Z-Led cavity trays



Stockist's stamp

### GLIDEVALE LIMITED

2 Brooklands Road, Sale, Cheshire M33 3SS

Tel: 0161 905 5700 Fax: 0161 905 2085

Email: info@glidevale.com Web: www.glidevale.com

Glidevale Limited maintains a policy of continuous development and reserves the right to amend product specifications without notice.



A division of Building Product Design Ltd. Company Registration No: 3944123






## UNDERFLOOR & CAVITY WALL VENTS

Glidevale have a range of underfloor, through-wall and cavity wall ventilation products which meet the regulations requirements and provide protection against driving rain, birds, rodents and large insects.

### MV250 Airbrick

- Ventilation area 6000mm<sup>2</sup>
- Colours: terracotta, buff, anthracite black.
- Driving rain resistant.
- Standard brick face dimensions.
- Injection-moulded components.
- Can be stacked in multiples.
- Can be used with MV255 Straight Sleeve and MV251 Periscope.



### MV251 Periscope

- Provides ventilation beneath suspended floors.
- Vertical adjustment for 3 to 4 brick courses.
- Works in cavities from 50mm to 100mm.
- Can be used with MV250 Airbrick, MV254 Vertical Adaptor and MV253 Vent Pipe Adaptor.



### MV253 Vent Pipe Adaptor

- Connects to 100mm internal diameter pipe enabling remote voids to be ventilated.
- Can be attached to MV250 Airbrick, MV251 Periscope or MV255 Straight Sleeve.



### MV254 Vertical Adaptor

- Fits between the two halves of the MV251 Periscope to increase the overall depth adjustment up to 5 to 6 brick courses.
- Modular design allows additional units to be used for even greater depths.



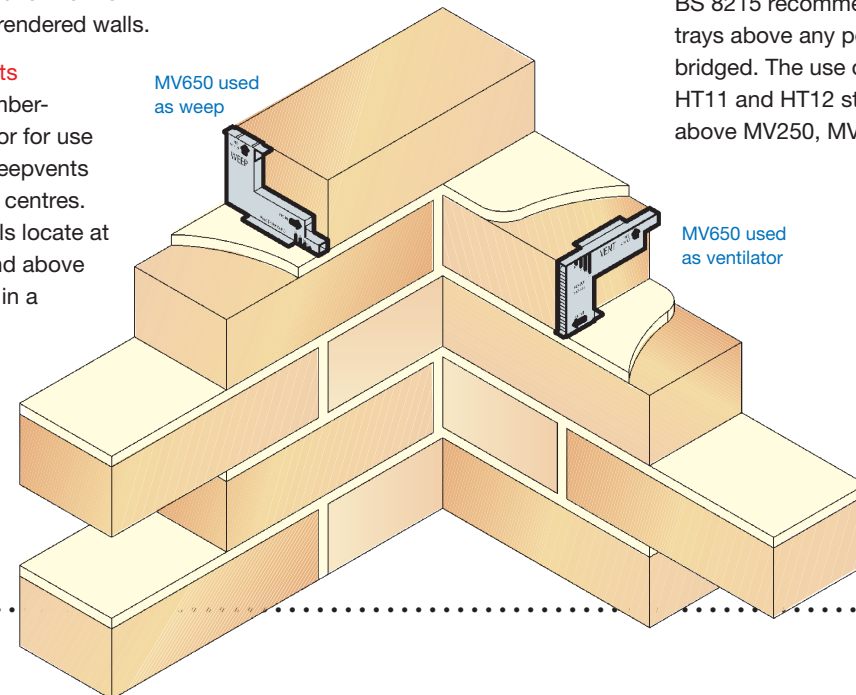
### MV650 Weepvent

- Cavity wall vent and weep in one innovative unit.
- Ventilation area 220mm<sup>2</sup>
- Colours: terracotta, buff, grey.
- Driving rain resistant with protection against large insect ingress.
- Fits into a single perpend joint.
- Can be used with brickwork or blockwork and in rendered walls.



### Spacing of Weepvents

For use in venting timber-framed wall cavities or for use as weeps, MV650 Weepvents should be at 450mm centres. In timber-framed walls locate at high and low level and above and below fire stops in a staggered layout.



### MV255 Straight Sleeve

- Attaches to MV250 Airbrick for straight through-wall applications.
- Works in wall thicknesses from 258 to 305mm.
- Compatible with MV253 Vent Pipe Adaptor.



### Underfloor vent spacing

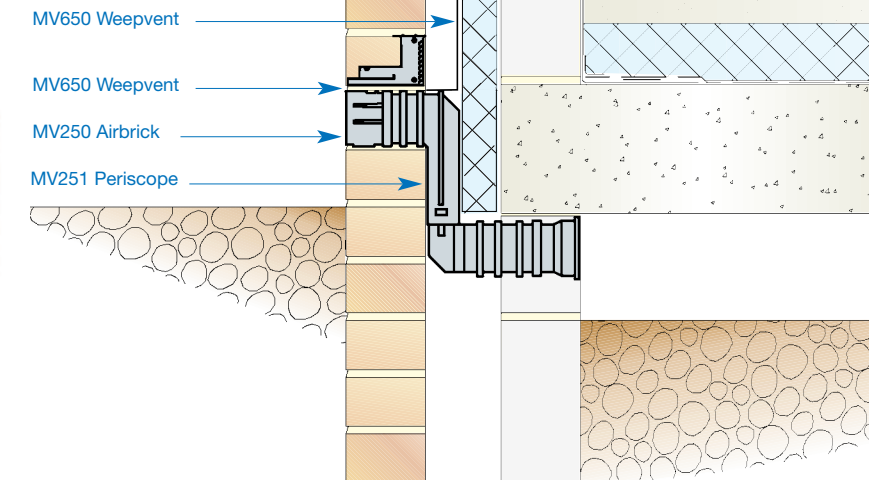
MV250 Airbricks for underfloor ventilation should be located on opposite sides of the building. At 3.0m centres they will provide 1500mm<sup>2</sup> per metre of wall which complies with building regulations. However, Glidevale recommend a closer spacing of 2.0m centres to avoid the risk of stagnant air pockets. This will achieve the most efficient mix and distribution of air flow.

### Cavity trays

BS 8215 recommends the use of cavity trays above any point where a wall cavity is bridged. The use of HT or HTR trays with HT11 and HT12 stop ends is recommended above MV250, MV251 and MV255 vents.

### Typical Applications

#### Underfloor ventilation



#### Solid floor with ventilation

